
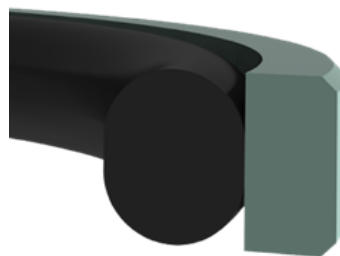



	Ø INT		Ø EXT		ALTURA	TIPO	MATERIAL
EGR	3,10	X	8,00	X	2,20	K17	PTFE BR
EGR	3,10	X	8,00	X	2,20	K17	PTFE BR + ORV
EGR	3,10	X	8,00	X	2,20	K17	PTFE V
EGR	3,80	X	10,00	X	3,20	K17	PTFE BR
EGR	3,90	X	10,00	X	3,20	K17	PTFE BR
EGR	4,10	X	9,00	X	2,20	K17	PTFE BR + ORV
EGR	4,50	X	12,00	X	3,20	K17	PTFE BR
EGR	5,10	X	10,00	X	2,20	K17	PTFE BR
EGR	5,10	X	10,00	X	2,20	K17	PTFE BR + ORV
EGR	5,10	X	10,00	X	2,20	K17	PTFE CG
EGR	5,50	X	11,00	X	2,40	K17	PTFE BR
EGR	5,90	X	12,00	X	3,20	K17	PTFE BR
EGR	7,10	X	12,00	X	2,20	K17	PTFE BR
EGR	7,10	X	12,00	X	2,20	K17	PTFE BR + ORV
EGR	7,10	X	12,00	X	2,20	K17	PTFE V
EGR	7,40	X	12,00	X	2,00	K17	PTFE CG + ORV
EGR	7,50	X	15,00	X	3,20	K17	PTFE BR
EGR	7,50	X	15,00	X	3,20	K17	PTFE BR + ORV
EGR	8,00	X	12,90	X	2,20	K17	PTFE BR
EGR	8,10	X	13,00	X	2,20	K17	PTFE CG
EGR	8,50	X	16,00	X	3,20	K17	PTFE BR
EGR	8,50	X	16,00	X	3,20	K17	PTFE CG + ORE
EGR	8,50	X	16,00	X	3,20	K17	PTFE CG
EGR	8,90	X	15,00	X	3,20	K17	PTFE BR
EGR	9,00	X	20,00	X	4,20	K17	PTFE CG
EGR	9,00	X	20,00	X	4,20	K17	PTFE BR
EGR	9,10	X	14,00	X	2,20	K17	PTFE BR
EGR	9,10	X	14,00	X	2,20	K17	PTFE BR + ORV
EGR	9,50	X	17,00	X	3,30	K17	PTFE BR
EGR	9,90	X	16,00	X	3,20	K17	PTFE BR
EGR	10,00	X	15,00	X	2,00	K17	PTFE BR
EGR	10,00	X	16,00	X	2,85	K17	PTFE BR
EGR	10,50	X	18,00	X	3,20	K17	PTFE BR
EGR	10,50	X	18,00	X	3,20	K17	PTFE BR + ORV
EGR	10,50	X	18,00	X	3,20	K17	PTFE CG
EGR	11,00	X	16,00	X	2,00	K17	PTFE CG
EGR	11,10	X	16,00	X	2,20	K17	PTFE CG
EGR	11,10	X	16,00	X	2,20	K17	PTFE BR
EGR	11,10	X	16,00	X	2,20	K17	PTFE BR + ORV
EGR	11,20	X	15,00	X	2,20	K17	PTFE BR




	Ø INT		Ø EXT		ALTURA	TIPO	MATERIAL
EGR	11,55	X	19,05	X	3,20	K17	PTFE BR
EGR	11,55	X	19,05	X	3,20	K17	PTFE BR + ORV
EGR	11,90	X	18,00	X	3,20	K17	PTFE BR
EGR	12,20	X	19,00	X	3,20	K17	PTFE V
EGR	12,40	X	19,00	X	3,00	K17	PTFE BR + ORV
EGR	12,50	X	20,00	X	3,20	K17	PTFE BR
EGR	12,50	X	20,00	X	3,20	K17	PTFE BR + ORV
EGR	12,50	X	20,00	X	3,20	K17	PTFE CG
EGR	12,80	X	20,00	X	4,00	K17	PTFE BR
EGR	13,00	X	18,00	X	2,00	K17	PTFE BR
EGR	13,00	X	18,00	X	2,00	K17	PTFE CG
EGR	13,10	X	18,00	X	2,20	K17	PTFE BR
EGR	13,10	X	18,00	X	2,20	K17	PTFE BR + ORV
EGR	13,50	X	21,00	X	3,20	K17	PTFE BR
EGR	13,50	X	21,00	X	3,20	K17	PTFE BR + ORV
EGR	13,80	X	20,00	X	3,00	K17	PTFE BR + ORV
EGR	13,90	X	20,00	X	3,20	K17	PTFE BR
EGR	14,00	X	19,00	X	2,20	K17	PTFE CG
EGR	14,00	X	25,00	X	4,20	K17	PTFE BR
EGR	14,00	X	25,00	X	4,20	K17	PTFE BR + ORV
EGR	14,10	X	20,00	X	2,60	K17	PTFE CG
EGR	14,50	X	22,00	X	3,20	K17	PTFE CG
EGR	14,50	X	22,00	X	3,20	K17	PTFE CG + ORV
EGR	14,50	X	22,00	X	3,20	K17	PTFE BR
EGR	14,50	X	22,00	X	3,20	K17	PTFE BR + ORV
EGR	14,50	X	22,00	X	3,20	K17	PTFE V
EGR	14,80	X	22,00	X	4,00	K17	PTFE BR
EGR	15,00	X	20,00	X	2,00	K17	PTFE BR
EGR	15,10	X	20,00	X	2,20	K17	PTFE BR
EGR	15,10	X	20,00	X	2,20	K17	PTFE BR + ORV
EGR	15,50	X	23,00	X	3,20	K17	PTFE BR
EGR	15,90	X	22,00	X	3,20	K17	PTFE BR
EGR	16,00	X	22,00	X	2,85	K17	PTFE CG
EGR	16,20	X	22,00	X	4,20	K17	PTFE BR
EGR	16,50	X	24,00	X	3,20	K17	PTFE BR
EGR	16,50	X	24,00	X	3,20	K17	PTFE BR + ORV
EGR	16,50	X	24,00	X	3,20	K17	PTFE CG
EGR	16,55	X	21,00	X	2,00	K17	PTFE BR
EGR	16,80	X	28,00	X	4,20	K17	PTFE BR
EGR	17,10	X	22,00	X	2,20	K17	PTFE BR




	Ø INT		Ø EXT		ALTURA	TIPO	MATERIAL
EGR	17,10	X	22,00	X	2,20	K17	PTFE BR + ORV
EGR	17,50	X	22,00	X	3,60	K17	PTFE BR
EGR	17,50	X	25,00	X	3,20	K17	PTFE BR
EGR	17,50	X	25,00	X	3,20	K17	PTFE CG
EGR	17,50	X	25,00	X	3,20	K17	PTFE BR + ORV
EGR	17,80	X	25,00	X	4,00	K17	PTFE BR
EGR	17,84	X	25,00	X	2,80	K17	PTFE BR
EGR	17,90	X	25,40	X	3,20	K17	PTFE BR
EGR	18,00	X	24,00	X	2,50	K17	PTFE BR
EGR	18,10	X	23,00	X	2,20	K17	PTFE BR
EGR	18,50	X	26,00	X	3,20	K17	PTFE BR
EGR	18,50	X	26,00	X	3,20	K17	PTFE V
EGR	18,80	X	25,00	X	3,00	K17	PTFE CG
EGR	19,00	X	23,00	X	2,00	K17	PTFE BR
EGR	19,50	X	25,00	X	2,40	K17	PTFE BR
EGR	20,00	X	28,00	X	4,00	K17	PTFE CG
EGR	20,10	X	25,00	X	2,20	K17	PTFE BR
EGR	20,10	X	25,00	X	2,20	K17	PTFE BR + ORV
EGR	20,50	X	25,40	X	2,20	K17	PTFE BR
EGR	20,50	X	25,40	X	2,20	K17	PTFE BR + ORV
EGR	20,50	X	28,00	X	3,20	K17	PTFE BR
EGR	20,50	X	28,00	X	3,20	K17	PTFE BR + ORV
EGR	20,50	X	30,00	X	4,30	K17	PTFE BR
EGR	20,80	X	28,00	X	4,00	K17	PTFE BR
EGR	20,80	X	28,00	X	4,00	K17	PTFE V
EGR	21,00	X	32,00	X	4,20	K17	PTFE BR
EGR	21,00	X	32,00	X	4,20	K17	PTFE BR + ORV
EGR	21,10	X	26,00	X	2,20	K17	PTFE BR
EGR	22,00	X	30,00	X	4,00	K17	PTFE BR
EGR	22,00	X	30,00	X	4,00	K17	PTFE CG
EGR	22,50	X	30,00	X	3,20	K17	PTFE BR + ORE
EGR	22,50	X	30,00	X	3,20	K17	PTFE BR
EGR	22,50	X	30,00	X	3,20	K17	PTFE BR + ORV
EGR	22,50	X	30,00	X	3,20	K17	PTFE V
EGR	22,80	X	30,00	X	4,00	K17	PTFE BR
EGR	23,10	X	28,00	X	2,20	K17	PTFE CG
EGR	23,40	X	32,00	X	4,60	K17	PTFE BR
EGR	24,00	X	32,00	X	4,00	K17	PTFE BR
EGR	24,00	X	35,00	X	4,20	K17	PTFE BR
EGR	24,00	X	35,00	X	4,20	K17	PTFE BR + ORV




	Ø INT		Ø EXT		ALTURA	TIPO	MATERIAL
EGR	24,20	X	30,00	X	4,20	K17	PTFE BR
EGR	24,20	X	31,70	X	3,20	K17	PTFE BR
EGR	24,50	X	32,00	X	3,20	K17	PTFE BR
EGR	24,50	X	32,00	X	3,20	K17	PTFE BR + ORV
EGR	24,50	X	32,00	X	3,20	K17	PTFE BR + ORE
EGR	24,50	X	32,00	X	3,20	K17	PTFE CG
EGR	24,50	X	32,00	X	3,80	K17	PTFE CG
EGR	25,00	X	36,00	X	4,20	K17	PTFE BR
EGR	25,10	X	30,00	X	2,20	K17	PTFE BR
EGR	26,00	X	32,00	X	2,50	K17	PTFE BR
EGR	27,00	X	35,00	X	4,00	K17	PTFE CG
EGR	27,10	X	32,00	X	2,20	K17	PTFE BR
EGR	27,10	X	32,00	X	2,20	K17	PTFE BR + ORV
EGR	27,50	X	35,00	X	3,20	K17	PTFE BR
EGR	27,50	X	35,00	X	3,20	K17	PTFE BR + ORV
EGR	27,50	X	35,00	X	3,20	K17	PTFE CG
EGR	27,80	X	35,00	X	4,00	K17	PTFE BR
EGR	28,00	X	36,00	X	4,00	K17	PTFE BR
EGR	28,50	X	36,00	X	3,20	K17	PTFE BR
EGR	28,80	X	36,00	X	4,00	K17	PTFE BR
EGR	29,00	X	40,00	X	4,20	K17	PTFE BR
EGR	29,00	X	40,00	X	4,20	K17	PTFE V
EGR	29,00	X	40,00	X	4,20	K17	PTFE BR + ORV
EGR	29,00	X	40,00	X	4,20	K17	PTFE CG + ORV
EGR	29,10	X	34,00	X	2,20	K17	PTFE BR
EGR	29,36	X	38,10	X	3,97	K17	PTFE BR + ORV
EGR	29,36	X	38,10	X	3,97	K17	PTFE BR + ORV
EGR	30,00	X	38,00	X	4,00	K17	PTFE BR + ORV
EGR	30,00	X	38,00	X	4,00	K17	PTFE CG
EGR	30,00	X	38,00	X	4,00	K17	PTFE CG + ORV
EGR	30,00	X	40,00	X	5,00	K17	PTFE BR
EGR	30,00	X	40,00	X	8,00	K17	PTFE BR
EGR	30,50	X	38,00	X	3,20	K17	PTFE BR
EGR	30,50	X	38,00	X	3,20	K17	PTFE BR + ORV
EGR	30,80	X	38,00	X	4,00	K17	PTFE BR
EGR	30,80	X	38,00	X	4,00	K17	PTFE BR + ORV
EGR	31,00	X	42,00	X	4,20	K17	PTFE BR
EGR	31,00	X	42,00	X	4,20	K17	PTFE BR + ORV
EGR	31,50	X	39,00	X	3,20	K17	PTFE BR
EGR	31,75	X	38,10	X	4,50	K17	PTFE BR




	Ø INT		Ø EXT		ALTURA	TIPO	MATERIAL
EGR	32,00	X	40,00	X	4,00	K17	PTFE BR
EGR	32,00	X	40,00	X	4,00	K17	PTFE BR + ORV
EGR	32,00	X	40,00	X	4,00	K17	PTFE CG
EGR	32,00	X	40,00	X	4,00	K17	PTFE CG + ORV
EGR	32,00	X	42,00	X	5,00	K17	PTFE BR
EGR	32,00	X	45,00	X	6,30	K17	PTFE BR
EGR	32,10	X	37,00	X	2,20	K17	PTFE CG
EGR	32,50	X	40,00	X	3,20	K17	PTFE BR
EGR	32,50	X	40,00	X	3,20	K17	PTFE BR + ORV
EGR	32,50	X	40,00	X	3,20	K17	PTFE BR + ORE
EGR	32,50	X	40,00	X	3,80	K17	PTFE BR
EGR	32,50	X	43,50	X	4,20	K17	PTFE BR
EGR	32,80	X	40,00	X	4,00	K17	PTFE BR
EGR	33,10	X	38,00	X	2,20	K17	PTFE BR
EGR	33,50	X	44,50	X	4,20	K17	PTFE BR
EGR	34,00	X	45,00	X	4,20	K17	PTFE BR
EGR	34,00	X	45,00	X	4,20	K17	PTFE BR + ORV
EGR	34,50	X	42,00	X	3,20	K17	PTFE BR
EGR	34,50	X	50,00	X	6,30	K17	PTFE BR + ORE
EGR	34,50	X	50,00	X	6,30	K17	PTFE BR
EGR	34,50	X	50,00	X	6,30	K17	PTFE BR + ORV
EGR	34,80	X	42,00	X	4,00	K17	PTFE BR
EGR	35,00	X	45,00	X	5,00	K17	PTFE BR
EGR	36,00	X	28,50	X	3,20	K17	PTFE BR + ORV
EGR	36,50	X	44,00	X	3,20	K17	PTFE BR
EGR	36,50	X	50,80	X	7,70	K17	PTFE BR
EGR	36,95	X	44,45	X	3,20	K17	PTFE BR
EGR	36,95	X	44,45	X	3,20	K17	PTFE BR + ORV
EGR	37,00	X	48,00	X	4,20	K17	PTFE BR + ORV
EGR	37,00	X	48,00	X	4,20	K17	PTFE BR
EGR	37,00	X	50,00	X	5,60	K17	PTFE BR
EGR	37,50	X	45,00	X	3,00	K17	PTFE BR
EGR	37,50	X	45,00	X	3,20	K17	PTFE BR
EGR	37,50	X	50,00	X	5,60	K17	PTFE BR
EGR	37,50	X	50,00	X	5,60	K17	PTFE V
EGR	37,80	X	45,00	X	4,00	K17	PTFE BR
EGR	38,30	X	50,00	X	6,00	K17	PTFE BR
EGR	39,00	X	48,00	X	3,60	K17	PTFE BR
EGR	39,00	X	50,00	X	4,20	K17	PTFE BR + ORV
EGR	39,00	X	50,00	X	4,20	K17	PTFE BR



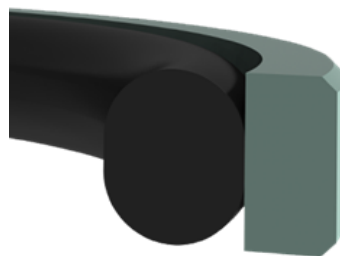
	Ø INT		Ø EXT		ALTURA	TIPO	MATERIAL
EGR	39,00	X	50,00	X	4,20	K17	PTFE CG
EGR	39,00	X	50,00	X	4,20	K17	PTFE CG + ORV
EGR	39,00	X	50,00	X	4,20	K17	PTFE V
EGR	39,50	X	55,00	X	6,30	K17	PTFE BR
EGR	39,68	X	50,80	X	6,35	K17	PTFE CG
EGR	39,80	X	50,80	X	4,20	K17	PTFE BR
EGR	40,00	X	48,00	X	4,00	K17	PTFE BR
EGR	40,00	X	50,00	X	5,00	K17	PTFE BR
EGR	40,50	X	48,00	X	3,80	K17	PTFE CG
EGR	40,50	X	48,00	X	3,80	K17	PTFE CG + ORV
EGR	40,80	X	48,00	X	3,20	K17	PTFE BR
EGR	40,80	X	48,00	X	4,00	K17	PTFE BR
EGR	41,00	X	48,00	X	4,00	K17	PTFE BR
EGR	41,00	X	52,00	X	4,20	K17	PTFE BR
EGR	41,00	X	52,00	X	4,20	K17	PTFE BR + ORV
EGR	41,28	X	30,30	X	4,20	K17	PTFE CG + ORV
EGR	42,50	X	50,00	X	3,20	K17	PTFE BR
EGR	42,50	X	50,00	X	3,20	K17	PTFE BR + ORV
EGR	42,80	X	50,00	X	4,00	K17	PTFE BR
EGR	43,30	X	50,80	X	3,20	K17	PTFE BR
EGR	43,30	X	50,80	X	3,20	K17	PTFE BR + ORV
EGR	43,50	X	55,00	X	6,30	K17	PTFE BR
EGR	44,00	X	50,00	X	3,00	K17	PTFE CG
EGR	44,00	X	55,00	X	4,20	K17	PTFE BR + ORV
EGR	44,00	X	55,00	X	4,20	K17	PTFE BR
EGR	44,00	X	55,00	X	4,20	K17	PTFE CG
EGR	44,50	X	60,00	X	6,30	K17	PTFE BR
EGR	44,80	X	52,00	X	4,00	K17	PTFE BR
EGR	45,00	X	55,00	X	5,00	K17	PTFE BR
EGR	45,00	X	56,00	X	4,20	K17	PTFE BR
EGR	45,00	X	61,00	X	6,30	K17	PTFE BR
EGR	45,10	X	55,00	X	4,00	K17	PTFE BR
EGR	46,00	X	56,00	X	5,00	K17	PTFE BR
EGR	46,00	X	57,00	X	4,20	K17	PTFE BR
EGR	46,00	X	58,00	X	5,00	K17	PTFE BR
EGR	47,00	X	56,00	X	4,00	K17	PTFE BR
EGR	47,00	X	58,00	X	4,20	K17	PTFE BR
EGR	47,50	X	60,00	X	5,60	K17	PTFE V
EGR	47,50	X	63,00	X	6,30	K17	PTFE BR
EGR	47,50	X	63,00	X	6,30	K17	PTFE BR + ORV




	Ø INT		Ø EXT		ALTURA	TIPO	MATERIAL
EGR	47,62	X	57,15	X	3,16	K17	PTFE BR
EGR	47,80	X	55,00	X	4,00	K17	PTFE BR
EGR	47,80	X	60,00	X	7,50	K17	PTFE BR
EGR	48,00	X	63,00	X	7,50	K17	PTFE BR
EGR	48,30	X	60,00	X	6,00	K17	PTFE BR
EGR	49,00	X	57,00	X	3,20	K17	PTFE BR
EGR	49,00	X	60,00	X	4,20	K17	PTFE BR
EGR	49,00	X	60,00	X	4,20	K17	PTFE BR + ORV
EGR	49,00	X	60,00	X	4,20	K17	PTFE CG
EGR	49,00	X	60,00	X	4,20	K17	VITON
EGR	49,50	X	65,00	X	6,30	K17	PTFE BR
EGR	49,61	X	60,32	X	7,14	K17	PTFE CG
EGR	50,00	X	60,00	X	4,00	K17	PTFE BR
EGR	50,00	X	60,00	X	4,00	K17	PTFE CG
EGR	50,00	X	60,00	X	5,00	K17	PTFE BR
EGR	50,00	X	63,00	X	6,50	K17	PTFE CG
EGR	50,50	X	63,00	X	5,60	K17	PTFE BR
EGR	50,80	X	63,00	X	7,50	K17	PTFE BR
EGR	50,80	X	63,00	X	7,50	K17	PTFE CG
EGR	51,00	X	62,00	X	4,20	K17	PTFE BR
EGR	52,00	X	63,00	X	4,20	K17	PTFE BR
EGR	52,00	X	63,00	X	4,20	K17	PTFE BR + ORV
EGR	52,00	X	63,00	X	4,20	K17	PTFE BR + ORV
EGR	52,00	X	63,00	X	4,20	K17	PTFE CG
EGR	52,50	X	63,50	X	4,20	K17	PTFE BR
EGR	52,50	X	65,00	X	5,60	K17	PTFE CG
EGR	52,80	X	65,00	X	7,50	K17	PTFE BR
EGR	53,00	X	63,00	X	4,00	K17	PTFE BR
EGR	53,00	X	63,00	X	4,00	K17	PTFE CG
EGR	53,00	X	63,00	X	5,00	K17	PTFE BR
EGR	53,00	X	63,00	X	5,00	K17	PTFE CG + ORV
EGR	53,50	X	61,00	X	3,20	K17	PTFE BR
EGR	53,70	X	63,50	X	3,20	K17	PTFE BR
EGR	54,00	X	63,00	X	4,20	K17	PTFE BR
EGR	54,00	X	63,00	X	4,20	K17	PTFE BR + ORV
EGR	54,00	X	65,00	X	4,20	K17	PTFE BR
EGR	54,00	X	75,00	X	8,10	K17	PTFE BR
EGR	54,20	X	64,00	X	3,20	K17	PTFE BR
EGR	54,50	X	70,00	X	6,30	K17	PTFE BR
EGR	54,50	X	70,00	X	6,30	K17	PTFE BR + ORV



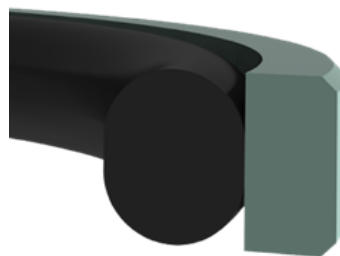
	Ø INT		Ø EXT		ALTURA	TIPO	MATERIAL
EGR	54,60	X	63,50	X	3,40	K17	PTFE BR
EGR	55,20	X	66,00	X	4,20	K17	PTFE BR
EGR	55,50	X	63,00	X	3,20	K17	PTFE BR
EGR	56,00	X	73,00	X	6,00	K17	PTFE BR
EGR	57,00	X	68,00	X	4,20	K17	PTFE BR
EGR	57,50	X	70,00	X	5,60	K17	PTFE CG
EGR	57,80	X	70,00	X	7,50	K17	PTFE BR
EGR	58,00	X	68,00	X	4,00	K17	PTFE CG
EGR	58,40	X	70,00	X	6,00	K17	PTFE CG
EGR	59,00	X	70,00	X	4,20	K17	PTFE BR + ORE
EGR	59,00	X	70,00	X	4,20	K17	PTFE BR
EGR	59,00	X	70,00	X	4,20	K17	PTFE BR + ORV
EGR	59,00	X	70,00	X	4,20	K17	PTFE CG + ORV
EGR	59,00	X	80,00	X	8,10	K17	PTFE BR
EGR	59,50	X	75,00	X	6,30	K17	PTFE BR
EGR	60,00	X	70,00	X	4,00	K17	PTFE BR
EGR	60,00	X	70,00	X	4,00	K17	PTFE CG
EGR	60,00	X	70,00	X	5,00	K17	PTFE BR
EGR	61,00	X	70,00	X	4,20	K17	PTFE BR
EGR	61,50	X	74,00	X	5,60	K17	PTFE BR
EGR	61,91	X	76,20	X	7,14	K17	PTFE BR
EGR	62,00	X	72,00	X	6,50	K17	PTFE BR
EGR	62,50	X	70,00	X	3,20	K17	PTFE BR
EGR	62,80	X	75,00	X	7,50	K17	PTFE BR
EGR	63,00	X	74,00	X	4,20	K17	PTFE BR
EGR	64,00	X	75,00	X	4,20	K17	PTFE BR
EGR	64,00	X	75,00	X	4,20	K17	PTFE CG
EGR	64,00	X	75,00	X	4,20	K17	PTFE V
EGR	64,00	X	85,00	X	8,10	K17	PTFE BR
EGR	64,50	X	80,00	X	6,30	K17	PTFE BR
EGR	64,50	X	80,00	X	6,30	K17	PTFE BR + ORV
EGR	64,50	X	80,00	X	6,30	K17	PTFE CG
EGR	64,50	X	80,00	X	6,30	K17	PTFE V
EGR	65,20	X	76,20	X	4,20	K17	PTFE BR
EGR	65,84	X	82,40	X	6,30	K17	PTFE BR
EGR	66,00	X	76,00	X	4,20	K17	PTFE BR
EGR	66,00	X	76,20	X	3,80	K17	PTFE BR
EGR	66,20	X	80,00	X	7,50	K17	PTFE BR
EGR	66,50	X	82,00	X	6,30	K17	PTFE BR
EGR	66,67	X	82,55	X	6,35	K17	PTFE BR



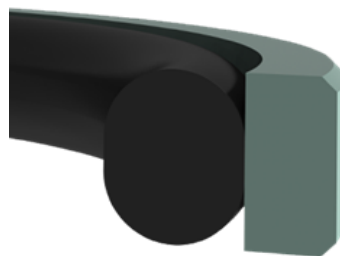
	Ø INT		Ø EXT		ALTURA	TIPO	MATERIAL
EGR	66,68	X	76,20	X	3,18	K17	PTFE BR
EGR	67,00	X	82,50	X	6,30	K17	PTFE BR
EGR	67,50	X	75,00	X	3,20	K17	PTFE BR
EGR	67,50	X	80,00	X	5,80	K17	PTFE BR
EGR	67,80	X	80,00	X	7,50	K17	PTFE BR
EGR	68,00	X	80,00	X	6,00	K17	PTFE CG
EGR	68,00	X	90,00	X	7,00	K17	PTFE BR
EGR	69,00	X	80,00	X	4,20	K17	PTFE BR
EGR	69,00	X	90,00	X	8,10	K17	PTFE BR
EGR	69,50	X	85,00	X	6,30	K17	PTFE V
EGR	69,50	X	85,00	X	6,30	K17	PTFE BR
EGR	69,50	X	85,00	X	6,30	K17	PTFE BR + ORV
EGR	69,50	X	85,00	X	6,30	K17	PTFE CG
EGR	70,00	X	80,00	X	4,00	K17	PTFE BR
EGR	71,00	X	82,00	X	4,20	K17	PTFE BR
EGR	71,20	X	85,00	X	7,50	K17	PTFE BR
EGR	71,50	X	82,50	X	4,20	K17	PTFE BR
EGR	72,50	X	85,00	X	5,60	K17	PTFE V
EGR	72,60	X	88,00	X	6,30	K17	PTFE BR
EGR	72,63	X	82,55	X	3,20	K17	PTFE BR
EGR	72,80	X	73,80	X	4,20	K17	PTFE BR + ORV
EGR	72,80	X	85,00	X	7,50	K17	PTFE BR
EGR	72,90	X	85,00	X	6,00	K17	PTFE BR
EGR	73,00	X	62,00	X	4,20	K17	PTFE BR
EGR	73,20	X	85,00	X	5,60	K17	PTFE BR
EGR	73,50	X	89,00	X	6,30	K17	PTFE BR
EGR	74,00	X	95,00	X	8,10	K17	PTFE BR
EGR	74,50	X	90,00	X	6,30	K17	PTFE BR
EGR	74,50	X	90,00	X	6,30	K17	PTFE BR + ORV
EGR	74,50	X	90,00	X	6,30	K17	PTFE CG
EGR	76,20	X	90,00	X	7,50	K17	PTFE BR
EGR	77,00	X	90,00	X	6,00	K17	PTFE CG
EGR	77,50	X	85,00	X	3,20	K17	PTFE BR
EGR	77,80	X	90,00	X	7,50	K17	PTFE BR
EGR	79,00	X	90,00	X	4,20	K17	PTFE BR
EGR	79,00	X	100,00	X	8,10	K17	PTFE BR
EGR	79,00	X	100,00	X	8,10	K17	PTFE BR + ORV
EGR	79,50	X	95,00	X	6,30	K17	PTFE BR
EGR	79,50	X	95,00	X	6,30	K17	PTFE CG + ORV
EGR	80,00	X	90,00	X	4,00	K17	PTFE BR




	Ø INT		Ø EXT		ALTURA	TIPO	MATERIAL
EGR	81,40	X	88,00	X	4,10	K17	PTFE CG
EGR	81,50	X	97,00	X	6,30	K17	PTFE BR
EGR	82,50	X	98,00	X	6,30	K17	PTFE BR
EGR	82,80	X	95,00	X	7,50	K17	PTFE BR
EGR	83,50	X	100,00	X	6,60	K17	PTFE CG + ORV
EGR	84,00	X	105,00	X	8,10	K17	PTFE BR
EGR	84,50	X	100,00	X	6,30	K17	PTFE BR
EGR	84,50	X	100,00	X	6,30	K17	PTFE BR + ORV
EGR	84,50	X	100,00	X	6,30	K17	PTFE CG + ORE
EGR	84,50	X	100,00	X	6,30	K17	PTFE CG
EGR	84,50	X	100,00	X	6,30	K17	PTFE CG + ORV
EGR	84,50	X	100,00	X	6,30	K17	PTFE V
EGR	84,80	X	101,60	X	7,40	K17	PTFE BR
EGR	84,94	X	101,60	X	6,35	K17	PTFE CG
EGR	84,94	X	101,60	X	6,35	K17	PTFE CG
EGR	85,00	X	95,70	X	4,20	K17	PTFE BR
EGR	85,30	X	95,00	X	7,20	K17	PTFE BR
EGR	85,70	X	100,00	X	7,30	K17	PTFE BR
EGR	86,10	X	101,60	X	6,30	K17	PTFE BR
EGR	86,20	X	100,00	X	7,50	K17	PTFE BR
EGR	86,50	X	102,00	X	6,30	K17	PTFE CG + ORV
EGR	87,50	X	100,00	X	5,60	K17	PTFE CG
EGR	87,80	X	100,00	X	7,50	K17	PTFE BR
EGR	89,00	X	100,00	X	4,00	K17	PTFE BR
EGR	89,00	X	100,00	X	4,20	K17	PTFE BR
EGR	89,00	X	100,00	X	4,20	K17	PTFE CG
EGR	89,00	X	110,00	X	8,10	K17	PTFE BR
EGR	89,30	X	96,90	X	4,00	K17	PTFE BR
EGR	89,50	X	105,00	X	6,30	K17	PTFE BR
EGR	91,50	X	102,20	X	4,00	K17	PTFE BR
EGR	92,50	X	108,00	X	6,30	K17	PTFE BR
EGR	92,80	X	105,00	X	7,50	K17	PTFE BR
EGR	94,00	X	115,00	X	8,10	K17	PTFE BR
EGR	94,50	X	110,00	X	6,30	K17	PTFE BR
EGR	94,50	X	110,00	X	6,30	K17	PTFE BR + ORV
EGR	94,50	X	110,00	X	6,30	K17	PTFE CG
EGR	96,20	X	110,00	X	7,50	K17	PTFE BR
EGR	97,00	X	112,50	X	6,30	K17	PTFE V
EGR	97,50	X	110,00	X	5,60	K17	PTFE CG
EGR	97,80	X	110,00	X	7,50	K17	PTFE BR




	Ø INT		Ø EXT		ALTURA	TIPO	MATERIAL
EGR	99,00	X	110,00	X	4,00	K17	PTFE BR
EGR	99,00	X	110,00	X	4,20	K17	PTFE BR
EGR	99,00	X	120,00	X	8,10	K17	PTFE BR
EGR	99,50	X	115,00	X	6,30	K17	PTFE BR
EGR	101,20	X	115,00	X	7,50	K17	PTFE BR
EGR	102,80	X	115,00	X	7,50	K17	PTFE BR
EGR	104,00	X	115,00	X	4,20	K17	PTFE BR
EGR	104,00	X	125,00	X	8,10	K17	PTFE BR
EGR	104,00	X	125,00	X	8,10	K17	PTFE CG
EGR	104,10	X	125,00	X	8,10	K17	PTFE BR + ORV
EGR	104,20	X	114,80	X	4,10	K17	PTFE BR
EGR	104,50	X	120,00	X	6,30	K17	PTFE BR
EGR	104,50	X	120,00	X	6,30	K17	PTFE BR + ORV
EGR	105,00	X	131,50	X	4,00	K17	PTFE BR
EGR	105,50	X	121,00	X	6,30	K17	PTFE BR
EGR	107,00	X	120,00	X	7,50	K17	PTFE BR
EGR	107,10	X	120,00	X	5,60	K17	PTFE CG
EGR	107,30	X	127,00	X	9,50	K17	PTFE BR
EGR	107,80	X	120,00	X	7,50	K17	PTFE BR
EGR	107,80	X	120,00	X	7,50	K17	PTFE BR + ORV
EGR	107,90	X	120,00	X	6,00	K17	PTFE CG + ORV
EGR	108,00	X	119,00	X	4,00	K17	PTFE BR
EGR	109,00	X	120,00	X	4,00	K17	PTFE CG
EGR	109,00	X	120,00	X	4,00	K17	PTFE CG + ORV
EGR	109,00	X	120,00	X	4,20	K17	PTFE BR
EGR	109,00	X	130,00	X	8,10	K17	PTFE BR
EGR	109,00	X	130,00	X	8,10	K17	PTFE BR + ORV
EGR	109,00	X	130,00	X	8,10	K17	PTFE CG
EGR	109,50	X	125,00	X	6,30	K17	PTFE BR
EGR	109,50	X	125,00	X	6,30	K17	PTFE BR + ORV
EGR	109,50	X	125,00	X	6,30	K17	PTFE CG + ORE
EGR	109,50	X	125,00	X	6,30	K17	PTFE CG
EGR	111,20	X	125,00	X	7,50	K17	PTFE BR
EGR	111,50	X	127,00	X	6,30	K17	PTFE BR
EGR	112,50	X	125,00	X	5,60	K17	PTFE BR
EGR	112,80	X	125,00	X	7,50	K17	PTFE BR
EGR	113,00	X	134,00	X	8,10	K17	PTFE BR
EGR	114,00	X	125,00	X	4,20	K17	PTFE BR
EGR	114,00	X	130,00	X	7,30	K17	PTFE BR
EGR	114,00	X	135,00	X	8,10	K17	PTFE BR




	Ø INT		Ø EXT		ALTURA	TIPO	MATERIAL
EGR	114,50	X	130,00	X	6,30	K17	PTFE BR
EGR	114,50	X	130,00	X	6,30	K17	PTFE BR + ORV
EGR	117,00	X	127,00	X	4,00	K17	PTFE BR
EGR	117,80	X	130,00	X	7,50	K17	PTFE BR
EGR	119,00	X	130,00	X	4,00	K17	PTFE BR
EGR	119,00	X	130,00	X	4,20	K17	PTFE BR
EGR	119,00	X	140,00	X	8,10	K17	PTFE BR
EGR	119,00	X	140,00	X	8,10	K17	PTFE BR + ORV
EGR	119,50	X	135,00	X	6,30	K17	PTFE BR
EGR	119,60	X	130,00	X	5,20	K17	PTFE BR
EGR	120,50	X	140,00	X	9,50	K17	PTFE BR
EGR	122,80	X	135,00	X	7,50	K17	PTFE BR
EGR	124,00	X	145,00	X	8,10	K17	PTFE BR
EGR	124,50	X	140,00	X	6,30	K17	PTFE BR
EGR	125,00	X	140,00	X	7,55	K17	PTFE CG
EGR	126,20	X	140,00	X	7,50	K17	PTFE BR
EGR	127,80	X	140,00	X	7,50	K17	PTFE BR
EGR	129,00	X	140,00	X	4,00	K17	PTFE CG + ORV
EGR	129,00	X	150,00	X	8,10	K17	PTFE BR
EGR	129,00	X	150,00	X	8,10	K17	PTFE CG
EGR	129,50	X	145,00	X	6,30	K17	PTFE BR
EGR	130,00	X	145,50	X	8,00	K17	PTFE CG
EGR	130,00	X	143,00	X	10,30	K17	PTFE V
EGR	131,30	X	152,40	X	8,10	K17	PTFE BR + ORV
EGR	132,00	X	153,00	X	8,10	K17	PTFE BR
EGR	132,50	X	148,00	X	6,30	K17	PTFE BR
EGR	134,00	X	155,00	X	8,10	K17	PTFE BR
EGR	134,50	X	150,00	X	6,30	K17	PTFE BR
EGR	134,90	X	150,00	X	6,30	K17	PTFE BR
EGR	135,00	X	170,00	X	12,70	K17	PTFE BR
EGR	135,50	X	160,00	X	8,10	K17	PTFE BR
EGR	136,00	X	157,00	X	8,10	K17	PTFE CG
EGR	136,20	X	150,00	X	7,50	K17	PTFE BR
EGR	136,80	X	150,00	X	7,50	K17	PTFE BR
EGR	139,00	X	150,00	X	4,00	K17	PTFE BR
EGR	139,00	X	160,00	X	8,10	K17	PTFE BR
EGR	139,00	X	160,00	X	8,10	K17	PTFE BR + ORV
EGR	139,00	X	160,00	X	8,10	K17	PTFE CG
EGR	139,50	X	152,40	X	9,50	K17	PTFE CG
EGR	140,00	X	160,00	X	10,00	K17	PTFE BR



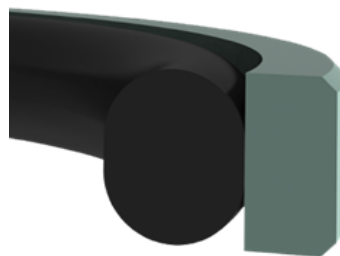
	Ø INT		Ø EXT		ALTURA	TIPO	MATERIAL
EGR	140,00	X	161,00	X	8,10	K17	PTFE BR
EGR	144,00	X	155,00	X	4,20	K17	PTFE BR
EGR	144,00	X	155,00	X	4,20	K17	PTFE V
EGR	144,00	X	160,00	X	6,20	K17	PTFE BR
EGR	144,00	X	165,00	X	8,10	K17	PTFE BR
EGR	144,50	X	175,00	X	16,00	K17	PTFE BR
EGR	144,90	X	160,00	X	6,30	K17	PTFE BR
EGR	145,00	X	160,00	X	7,55	K17	PTFE BR
EGR	146,00	X	161,00	X	6,30	K17	PTFE BR
EGR	149,00	X	160,00	X	4,50	K17	PTFE CG
EGR	149,00	X	170,00	X	8,10	K17	PTFE BR
EGR	149,00	X	170,00	X	8,10	K17	PTFE CG
EGR	150,00	X	161,00	X	4,00	K17	PTFE BR
EGR	154,00	X	175,00	X	8,10	K17	PTFE BR
EGR	154,50	X	170,00	X	6,30	K17	PTFE BR
EGR	155,00	X	180,00	X	12,50	K17	PTFE BR
EGR	155,50	X	180,00	X	8,10	K17	PTFE BR
EGR	158,50	X	179,00	X	8,10	K17	PTFE BR
EGR	158,75	X	177,80	X	9,50	K17	PTFE BR
EGR	159,00	X	180,00	X	8,10	K17	PTFE BR
EGR	159,00	X	180,00	X	8,10	K17	PTFE CG
EGR	159,00	X	180,00	X	8,10	K17	PTFE CG + ORV
EGR	163,00	X	184,00	X	8,10	K17	PTFE BR
EGR	163,00	X	185,00	X	8,10	K17	PTFE BR
EGR	163,70	X	180,00	X	8,00	K17	PTFE CG
EGR	164,00	X	185,00	X	8,10	K17	PTFE BR
EGR	164,50	X	180,00	X	6,30	K17	PTFE BR
EGR	165,00	X	180,00	X	6,00	K17	PTFE CG + ORV
EGR	169,00	X	180,00	X	4,20	K17	PTFE BR
EGR	169,00	X	190,00	X	8,10	K17	PTFE BR
EGR	169,50	X	185,00	X	6,30	K17	PTFE BR
EGR	169,50	X	185,00	X	6,30	K17	PTFE BR
EGR	173,00	X	194,00	X	8,10	K17	PTFE BR
EGR	175,00	X	200,00	X	12,50	K17	PTFE BR
EGR	179,00	X	200,00	X	8,10	K17	PTFE BR
EGR	179,00	X	200,00	X	8,10	K17	PTFE BR + ORV
EGR	179,00	X	200,00	X	8,10	K17	PTFE CG
EGR	180,00	X	200,00	X	11,00	K17	PTFE BR
EGR	182,00	X	203,20	X	8,10	K17	PTFE BR
EGR	184,00	X	205,00	X	8,10	K17	PTFE BR



	Ø INT		Ø EXT		ALTURA	TIPO	MATERIAL
EGR	184,62	X	196,93	X	4,20	K17	PTFE BR
EGR	185,00	X	200,00	X	6,00	K17	PTFE BR
EGR	189,00	X	210,00	X	8,10	K17	PTFE BR
EGR	194,00	X	215,00	X	8,10	K17	PTFE BR
EGR	199,00	X	220,00	X	8,10	K17	PTFE BR
EGR	199,00	X	200,00	X	8,10	K17	PTFE BR + ORV
EGR	199,50	X	215,00	X	6,30	K17	PTFE BR
EGR	204,00	X	225,00	X	8,10	K17	PTFE BR
EGR	204,00	X	225,00	X	8,10	K17	PTFE CG
EGR	205,50	X	230,00	X	8,10	K17	PTFE BR
EGR	209,00	X	230,00	X	8,10	K17	PTFE BR
EGR	209,00	X	230,00	X	8,10	K17	PTFE BR + ORV
EGR	210,00	X	225,00	X	6,00	K17	PTFE BR
EGR	214,00	X	235,00	X	8,10	K17	PTFE BR
EGR	219,00	X	240,00	X	8,10	K17	PTFE BR
EGR	227,00	X	240,00	X	6,35	K17	PTFE BR
EGR	228,60	X	254,00	X	9,50	K17	PTFE BR
EGR	229,00	X	250,00	X	8,10	K17	PTFE BR
EGR	229,00	X	250,00	X	8,10	K17	PTFE BR + ORV
EGR	229,00	X	250,00	X	8,10	K17	PTFE CG
EGR	232,00	X	252,00	X	10,00	K17	PTFE BR + ORV
EGR	233,00	X	254,00	X	8,10	K17	PTFE BR
EGR	234,50	X	250,00	X	6,30	K17	PTFE BR
EGR	239,00	X	260,00	X	8,10	K17	PTFE BR
EGR	244,00	X	265,00	X	8,10	K17	PTFE BR
EGR	245,50	X	270,00	X	8,10	K17	PTFE BR
EGR	249,00	X	270,00	X	8,10	K17	PTFE BR
EGR	249,50	X	265,00	X	6,30	K17	PTFE BR
EGR	254,00	X	275,00	X	8,10	K17	PTFE BR
EGR	259,00	X	280,00	X	8,10	K17	PTFE BR
EGR	260,00	X	236,00	X	7,55	K17	PTFE BR
EGR	264,50	X	280,00	X	6,30	K17	PTFE BR
EGR	269,00	X	290,00	X	8,10	K17	PTFE BR
EGR	269,00	X	290,00	X	8,10	K17	PTFE BR + ORV
EGR	274,50	X	290,00	X	6,30	K17	PTFE BR
EGR	279,00	X	300,00	X	8,10	K17	PTFE BR
EGR	285,50	X	310,00	X	8,10	K17	PTFE BR
EGR	289,00	X	310,00	X	8,10	K17	PTFE BR
EGR	294,00	X	315,00	X	8,10	K17	PTFE BR
EGR	299,00	X	320,00	X	8,10	K17	PTFE BR



	Ø INT		Ø EXT		ALTURA	TIPO	MATERIAL
EGR	304,00	X	325,00	X	8,10	K17	PTFE BR
EGR	305,50	X	330,00	X	8,10	K17	PTFE BR
EGR	312,00	X	330,00	X	6,20	K17	PTFE BR
EGR	315,50	X	340,00	X	8,10	K17	PTFE BR
EGR	320,50	X	345,00	X	8,10	K17	PTFE BR
EGR	323,00	X	340,00	X	6,00	K17	PTFE BR
EGR	325,50	X	350,00	X	8,10	K17	PTFE BR
EGR	333,00	X	350,00	X	6,00	K17	PTFE BR
EGR	335,00	X	360,00	X	8,10	K17	PTFE BR
EGR	336,00	X	364,00	X	9,50	K17	PTFE CG
EGR	337,00	X	365,00	X	9,50	K17	PTFE CG
EGR	340,50	X	365,00	X	8,10	K17	PTFE BR
EGR	342,40	X	360,00	X	6,00	K17	PTFE BR
EGR	345,50	X	370,00	X	8,10	K17	PTFE BR
EGR	353,00	X	370,00	X	6,00	K17	PTFE BR
EGR	355,50	X	380,00	X	8,10	K17	PTFE BR
EGR	360,50	X	385,00	X	8,10	K17	PTFE BR
EGR	365,50	X	390,00	X	8,10	K17	PTFE BR
EGR	375,50	X	400,00	X	7,55	K17	PTFE CG
EGR	375,50	X	400,00	X	8,10	K17	PTFE BR
EGR	385,50	X	410,00	X	8,10	K17	PTFE BR
EGR	385,50	X	410,00	X	8,10	K17	PTFE BR + ORV
EGR	392,00	X	420,00	X	9,50	K17	PTFE BR
EGR	395,50	X	420,00	X	8,10	K17	PTFE BR
EGR	399,50	X	424,00	X	8,10	K17	PTFE BR
EGR	405,50	X	430,00	X	8,10	K17	PTFE BR
EGR	409,00	X	430,00	X	8,10	K17	PTFE BR
EGR	415,50	X	440,00	X	8,10	K17	PTFE BR
EGR	425,50	X	450,00	X	8,10	K17	PTFE BR
EGR	427,50	X	452,00	X	8,10	K17	PTFE BR
EGR	429,00	X	450,00	X	8,10	K17	PTFE CG
EGR	435,50	X	460,00	X	8,10	K17	PTFE BR
EGR	439,50	X	455,00	X	6,30	K17	PTFE BR
EGR	444,50	X	460,00	X	6,30	K17	PTFE BR
EGR	445,50	X	470,00	X	8,10	K17	PTFE BR
EGR	455,50	X	480,00	X	8,10	K17	PTFE BR
EGR	468,00	X	490,00	X	10,00	K17	NBR
EGR	472,00	X	500,00	X	9,50	K17	PTFE BR
EGR	475,50	X	500,00	X	8,10	K17	PTFE BR
EGR	496,00	X	520,00	X	8,10	K17	PTFE BR



	Ø INT		Ø EXT		ALTURA	TIPO	MATERIAL
EGR	502,00	X	530,00	X	9,50	K17	PTFE BR
EGR	509,00	X	530,00	X	8,10	K17	PTFE BR
EGR	515,50	X	540,00	X	8,10	K17	PTFE BR
EGR	525,50	X	550,00	X	8,10	K17	PTFE BR
EGR	545,50	X	570,00	X	8,10	K17	PTFE BR
EGR	555,50	X	580,00	X	8,10	K17	PTFE BR
EGR	562,20	X	590,00	X	9,50	K17	PTFE BR
EGR	572,00	X	600,00	X	9,50	K17	PTFE BR
EGR	575,50	X	600,00	X	8,10	K17	PTFE BR
EGR	585,50	X	609,60	X	8,10	K17	PTFE BR
EGR	585,50	X	610,00	X	8,10	K17	PTFE BR
EGR	592,00	X	630,00	X	13,80	K17	PTFE BR
EGR	595,50	X	620,00	X	8,10	K17	PTFE BR
EGR	605,50	X	630,00	X	8,10	K17	PTFE BR
EGR	625,50	X	650,00	X	8,10	K17	PTFE BR
EGR	635,50	X	660,00	X	8,10	K17	PTFE BR + ORV
EGR	640,00	X	612,00	X	9,50	K17	PTFE BR
EGR	642,00	X	670,00	X	9,50	K17	PTFE BR
EGR	652,00	X	680,00	X	9,50	K17	PTFE BR
EGR	672,00	X	700,00	X	9,50	K17	PTFE BR
EGR	682,00	X	710,00	X	9,50	K17	PTFE BR
EGR	702,00	X	730,00	X	9,50	K17	PTFE BR
EGR	712,00	X	740,00	X	9,50	K17	PTFE BR